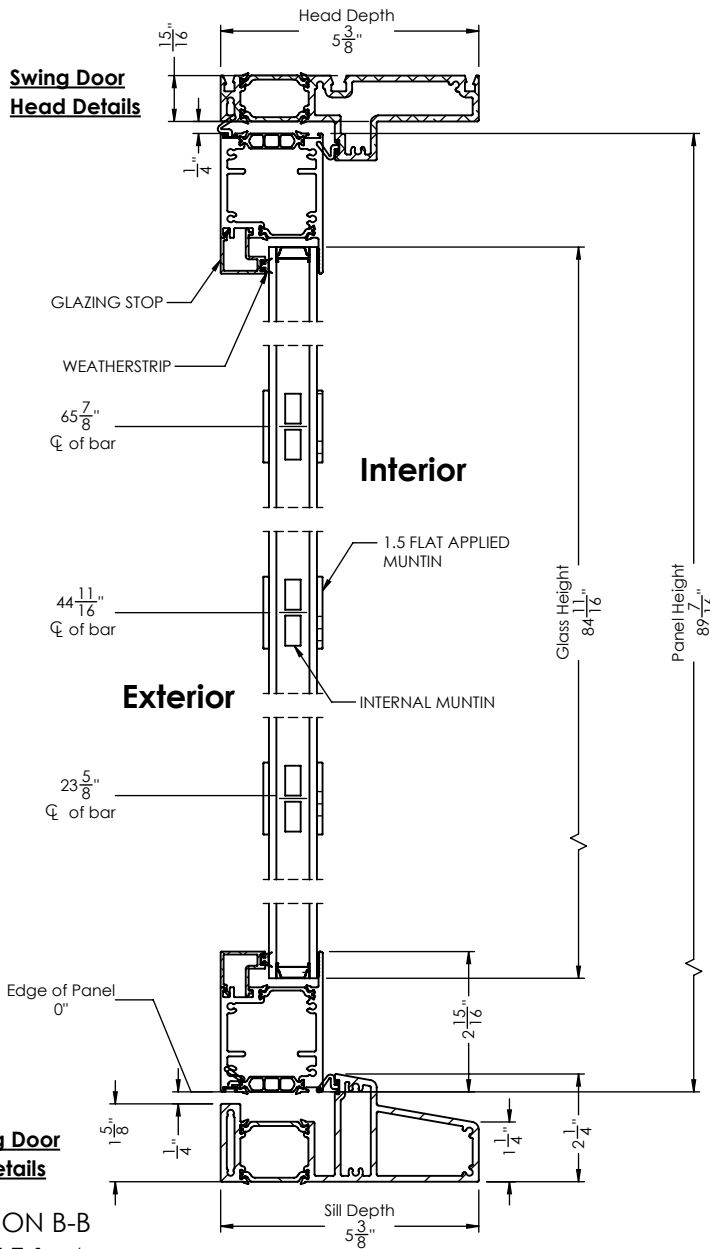
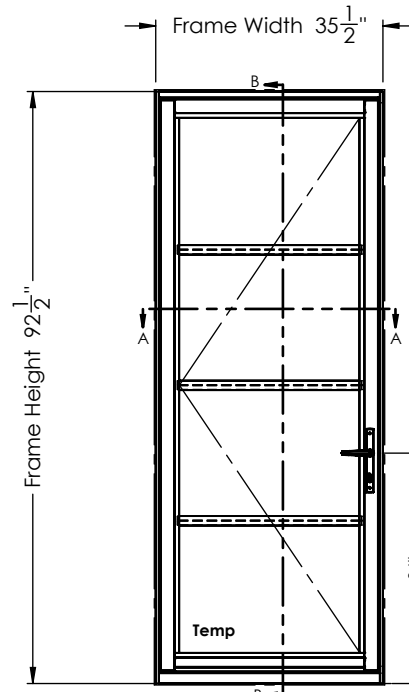


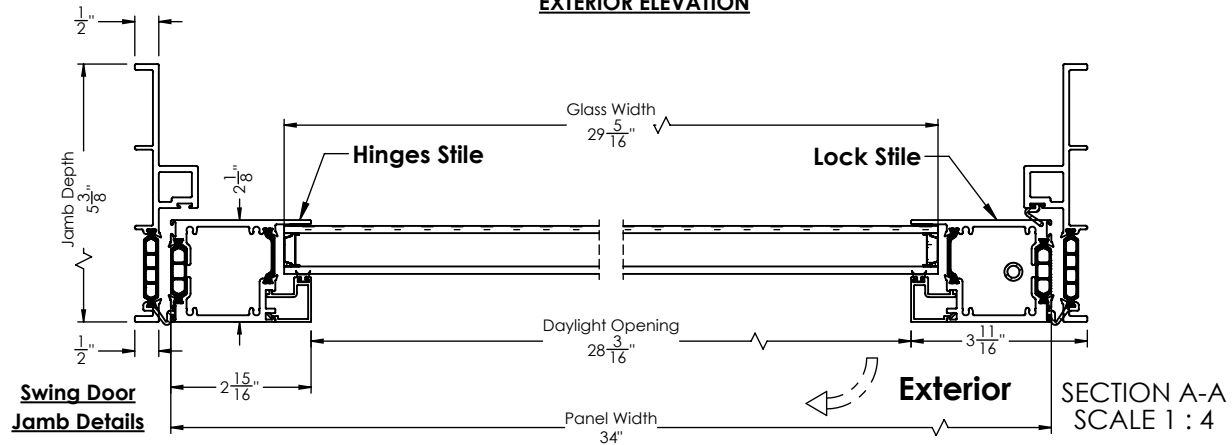
REVISIONS				
ZONE	REV	DESCRIPTION	DATE	APPROVED



SECTION B-B  
SCALE 1 : 4



EXTERIOR ELEVATION



Swing Door  
Jamb Details

SECTION A-A  
SCALE 1 : 4

**PROPRIETARY AND CONFIDENTIAL**

THE INFORMATION CONTAINED IN THIS DRAWING IS THE SOLE PROPERTY OF RAM WINDOWS & DOORS. ANY REPRODUCTION IN PART OR AS A WHOLE WITHOUT THE WRITTEN PERMISSION OF RAM WINDOWS & DOORS IS PROHIBITED.



LEAD TIME	CUSTOMER	UNLESS OTHERWISE SPECIFIED: DIMENSIONS ARE IN INCHES TOLERANCES:	DRAWN BY	DATE	RAM WINDOWS AND DOORS		
GLASS WARRANTY	PROJECT		CG	11/8/2024			
FRAME WARRANTY	CITY	FRACTIONAL: ± 1/16 ANGULAR: MACH/BEND: ± 1 TWO PLACE DECIMAL ± 0.01 THREE PLACE DECIMAL ± 0.005	ENG	MARK	TITLE: S3100 SWING DOOR (OUTSWING)		
FINISH WARRANTY	STATE		QTY.	FINISH			
U-FACTOR	OUTER GLASS		MATERIAL:	DP	SCALE: 1:30	SIZE	WTS NUMBER
SHGC	AIR SPACE	DO NOT SCALE DRAWING	SCALE: 1:30	SCALE: 1:30	A	WEIGHT: 145.715	SHEET 1 OF 1
OA GLASS THICKNESS	INNER GLASS						